

RACE TRANSPORTER

STYLE, SUBSTANCE, SPACE

BRIAN JAMES TRAILERS

» Connected to you



UNITED KINGDOM

CONTENTS

04 RACE TRANSPORTER 4

Evolved, Versatile, Value

10 RACE TRANSPORTER 5

Function, Features, Style

16 RACE TRANSPORTER 6

Purpose, Precision, Performance

22 RACE TRANSPORTER 4, 5 & 6

Options overview

26 RACE TRANSPORTER 4, 5 & 6

Standard equipment

28 RACE TRANSPORTER 4, 5 & 6


Optional equipment

30 BRIAN JAMES TRAILERS

Contact details

RACE TRANSPORTER
STYLE, SUBSTANCE, SPACE





RACE TRANSPORTER

RACE TRANSPORTER 4



RACE TRANSPORTER 4 EVOLVED, VERSATILE, VALUE



The evolved **Race Transporter 4** now presents the highest quality standards with advanced features previously unavailable at this level. Unmatched value and specification makes **Race Transporter 4** ideal for high level motorsport.

All models feature a full width, full height rear door ramp with gas spring assistance. Low ground clearance competition cars load easily thanks to a combination of ramp doors combined with hydraulic tilt-bed.

Race Transporter 4 standard specification provides the same high quality chassis and body as other Race Transporters, and allows for a bespoke specification to suit individual circumstances.



RACE TRANSPORTER 4

RACE TRANSPORTER 4

Evolved, Versatile, Value

Sharing many of the Race Transporter 5 and 6 features, the new **Race Transporter 4** achieves a generational leap in aesthetics and specification. It now includes a full width and height rear door for easy access, finished with an exterior body moulding. Punched decking, hydraulic tilt-bed, electric winch and locking coupling are all standard.

Designed for the safe transportation of both road vehicles and race cars, **Race Transporter 4** is available with a comprehensive range of options to perfectly compliment your individual needs. (see p22)

Race Transporter 4 provides the most affordable fully enclosed transportation solution without compromising on quality, features or space.



- Large 'Gullwing' side doors provide practical access to vehicles from both sides of the trailer.



○ Body Colour

Race Transporter range is available in white or optional black bodywork.



- Front access hatches are convenient for reaching inside during vehicle strapping.

● **Hydraulic tilt-bed**

Powerful hydraulic hand pump and cylinder powers the tilt-bed operation to create a convenient low loading angle.



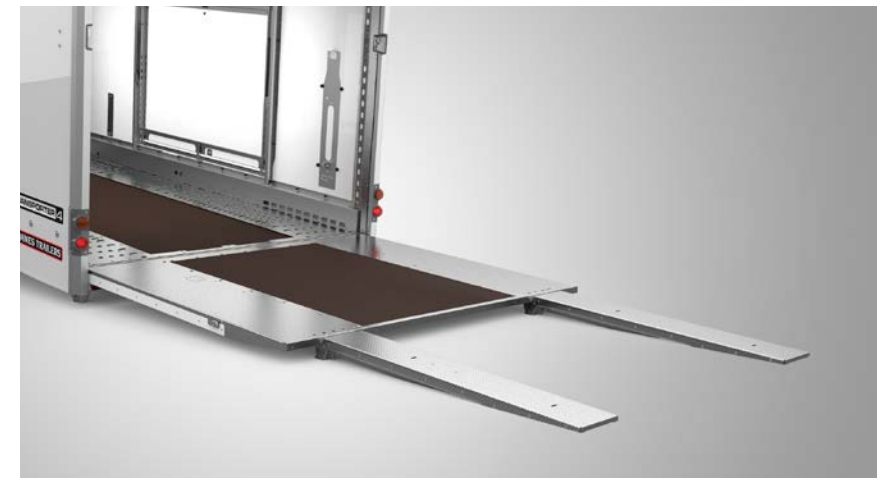
- **High quality lighting system** - automotive specification lamps stylishly mounted. Front and side marker lamps are LED technology as standard.

○ **Upgrade to full LED lighting**

Replace bulbed rear lamps with LED technology.

LED lamps: Note

LED lamps are not compatible with all towing vehicles. This may cause unintended consequences. Please check compatibility. A mix of filament and LED lamps is possible.



- **Assistor ramps offer ultra-low loading angles.** Stored just inside the trailer rear door for travel.

- **Daylight roof** takes advantage of natural daylight to create an enhanced working environment.



● **Twin axle** and light weight **low chassis** ensures excellent towing stability.


○ **Wheel options**

New style alloy wheels available in Silver or diamond cut Anthracite.



● **Multiple anchor points** and high strength decking provides strap attachment locations and a high level of grip.


○ Optional **deck slick pads** are available to protect race tyres.



● **Electric winch**, 12V with remote control lead. 4,500 lbs capacity, roller fairlead, wire cable and snap hook, plus on-board battery power. Separate mains battery charger also included.


○ Fully adjustable, quick release wheel chock. Suitable for cars with low splitters.

○ Commercial type wheel chocks also available. (see p24)



○ Floor storage trays provide an ideal location for heavy/bulky items. Factory fit option.

○ Aluminium gas strut assisted lids available.



○ x3 LED lighting strips provide an excellent ambient light effect.

○ LED flood light package fully illuminates the trailer interior. Switched separately. Powered by on-board battery and includes integrated bodywork housings.



○ Tie-down wheel 'sleeve' straps Approved by car manufacturers and race teams alike, these straps hold the vehicle safely and securely without straining the suspension geometry.

RACE TRANSPORTER 5



RACE TRANSPORTER 5

FUNCTION, FEATURES, STYLE



CLASS
LEADING
QUALITY



Within the marketplace **Race Transporter 5** provides users requiring optimum access and high specification with the ideal solution.

Race Transporter 5 is available in a choice of lengths, widths and capacities. The low bed chassis provides stable and safe towing which combined with tilt-bed operation ensures low vehicles are easily accommodated.

All **Race Transporter 5** models feature a full width ramp door with single closing and locking mechanism and full bodywork to finish the look. Standard equipment also includes a pair of asymmetric side doors with personnel access, a pair of forward hatch doors, a remote control electric winch, wheel strap set and wheel chocks. Other convenient features include external and internal LED lighting throughout plus under deck storage.



RACE TRANSPORTER 5

RACE TRANSPORTER 5

RACE TRANSPORTER 5

Function, Features, Style

From its dependable ride to an abundance of usability features and high level of standard equipment, **Race Transporter 5** is a performer through and through.

Recent updates include revised styling inside and out, a full length black vinyl graphic, triple-grip punched aluminium decking, deck storage solutions and lids. Modern alloy wheel options in silver or diamond-cut black anthracite finish completes the high quality presentation.

Our commitment to functionality is found in everything we do. **Race Transporter 5**, in common with the Race Transporter range is made from high-grade materials to ensure strength and long term durability.



○ Body Colour

Race Transporter range is available in white or optional black bodywork.



● **Large twin side doors** and front hatches provide practical access to trailers. Separately opening pedestrian doors work well in tight spaces.



● **Front access hatches** are convenient for reaching inside during vehicle strapping.




● **Daylight roof** takes advantage of natural daylight to create an enhanced working environment.

● Full width, full height **rear door ramp** features a high quality moulded rear bodywork. A central "easy close" integrated locking mechanism is key to operator convenience.



● **Hydraulic tilt-bed**
Powerful hydraulic hand pump and cylinder powers the tilt-bed operation to create a convenient low loading angle.



○ **Assistor ramps** offer ultra-low loading angles. Stored just inside the trailer rear door for travel.



● Full LED lighting

LED lights are both super bright and reliable. All lamps are LED technology as standard.



LED lamps: Note

LED lamps are not compatible with all towing vehicles. This may cause unintended consequences. Please check compatibility.


● x3 LED lighting strips as standard



○ LED flood light package fully illuminates the trailer interior. Switched separately. Powered by on-board battery and includes integrated bodywork housings.



● **Electric winch**, 12V with remote control lead. 4,500 lbs capacity, roller fairlead, wire cable and snap hook. On-board battery power. Multi-slide positioned mounting suits all towing eye locations.




● **Fully adjustable, quick release wheel chocks**. Suitable for cars with low splitters.

○ **Commercial type wheel chocks** also available. (see p24)

- **Multiple anchor points** and high strength decking provides strap attachment locations and a high level of grip.

- Optional **deck slick pads** are available to protect race tyres.



- **Floor storage trays** provide an ideal location for heavy/bulky items.

- **Aluminium gas strut assisted lids** available.



- **Tie-down wheel 'sleeve' straps**
Approved by car manufacturers and race teams alike, these straps hold the vehicle safely and securely without straining the suspension geometry.



- **Twin axle** and light weight **low chassis** ensures excellent towing stability.

- **Wheel options**
New style alloy wheels available in Silver or diamond cut Anthracite.

● Standard ○ Optional at extra cost

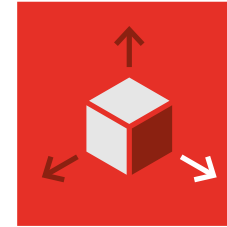
RACE TRANSPORTER 5

RACE TRANSPORTER 6



RACE TRANSPORTER 6

PURPOSE, PRECISION, PERFORMANCE



BUILT ON INNOVATION



Whether for supercar exotics, motorsport or classics, **Race Transporter 6** achieves unrivalled practicality and competence.

Offering two width, two height and three length options, the widest being the same as an HGV transporter, **Race Transporter 6** will handle wide sports cars with ease. The additional space provides an invaluable working environment for daily transport operations or small teams at race meetings.

Along with a high standard specification, the range and scope of individual options for storage and operational features further extends its capability.

Race Transporter 6 chassis design positions wheels under the bed providing a full width floor. To manage bed height and maintain a low centre of gravity **Race Transporter 6** has tri-axle running gear with 10" wheels and low profile tyres. 6.5m bed length models feature a 13" low profile tyre for extra durability.



RACE TRANSPORTER 6

RACE TRANSPORTER 6

RACE TRANSPORTER 6

Purpose, Precision, Performance

Built to outperform, **Race Transporter 6** has been designed around both transport operations and race weekends.

Light-weight materials and intelligent designs provide strength throughout. Combined with a proven chassis and advanced suspension, your journey with **Race Transporter 6** will exceed expectations.

Race Transporter 6 includes many specific features orientated towards providing a productive working environment. Multiple tyre and equipment storage locations are available, with enhanced options offering tailored solutions. Standard interior lighting, remote controlled electric winch, asymmetric side doors and hatches all contribute to making loading effortless.

- **Electric tilt operation** effortlessly creates a low loading angle. Onboard powered.

- **Optional tilt-bed control via App.**



- **Large twin side doors** and front and rear hatches provide practical access to trailers. Separately opening pedestrian doors work well in tight spaces.



- **Rear chassis rollers**



- **Front and rear access hatches** are convenient for reaching inside during vehicle strapping.


● **Electric winch**, 12V with remote control lead. 4,500 lbs capacity, roller fairlead, wire cable and snap hook. On-board battery power. Multi-slide mounting allows side-to-side positioning to suit all towing eye locations.



← **MULTI-SLIDE POSITIONING**

● **Daylight roof** takes advantage of natural daylight to create an enhanced working environment.

● **Electric winch connectors** with additional usability from front and rear sockets.



● **x3 LED lighting strips** as standard

○ **LED flood light package** fully illuminates the trailer interior. Switched separately. Powered by on-board battery and includes integrated bodywork housings.



● **Full LED lighting**
LED lights are both super bright and reliable. All lamps are LED technology as standard.


LED lamps: Note
LED lamps are not compatible with all towing vehicles. This may cause unintended consequences. Please check compatibility.

● Standard ○ Optional at extra cost

RACE TRANSPORTER 6



- Fully adjustable, quick release, full width wheel chock
Suitable for cars with low splitters.

○ Commercial type wheel chocks also available. (see p24)



- Tie-down wheel 'sleeve' straps

Approved by car manufacturers and race teams alike, these straps hold the vehicle safely and securely without straining the suspension geometry.



- Multiple anchor points and high strength decking provides strap attachment locations and a high level of grip.

○ Optional deck slick pads are available to protect race tyres.


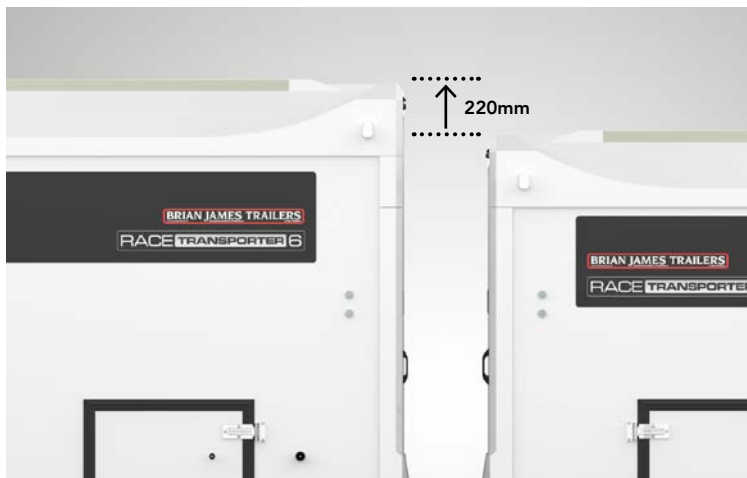
- Front floor storage trays provide an ideal location for heavy/bulky items.

○ Aluminium gas strut assisted lids available.

○ 2nd spare wheel available for total piece of mind.


○ High roof option

Adds an extra 220mm to internal height.



● Floor storage trays provide an ideal location for heavy/bulky items.

○ Aluminium gas strut assisted lids available



● Triple axle and light weight low chassis ensures excellent stability.

○ Wheel options

New style alloy wheels available in Silver or diamond cut Anthracite.



○ Body Colour

Race Transporter range is available in white or optional black bodywork.



● Standard ○ Optional at extra cost

RACE TRANSPORTER 6


RACE TRANSPORTER

OPTIONS



We've got everything covered

Race Transporters represent the result of 25 years of innovation and development of enclosed transportation trailers. Our focus throughout has been to enable customers to choose the trailer specific to their needs, built up from a practical standard specification.

To that end a comprehensive range of options has been carefully created and is offered to provide tailored solutions for your individual requirements.



○ **Rear facing high level LED floodlights** provide extra visibility for loading and working in low light conditions.




○ **LED flood light package** fully illuminates the trailer interior. Switched separately. Powered by on-board battery and includes integrated bodywork housings.

○ **Additional reverse lights**
Super bright side mounted LED reverse lights provide valuable extra visibility for close movement at night.

○ **Store station** with storage shelves and facility to carry 20 litre Jerry cans.


Race Transporter 4 & 5 only.




○ **Premium store station** increases storage capacity with 4 x 20ltr Jerry can capacity and incorporates 8 removable storage bins, ideal for organising smaller components.

The upgrade is completed by an aluminium triple-grip fascia.

Race Transporter 5 & 6 only.





○ **Tyre rack**
Transport of multiple spare wheels and tyres is easily accomplished with a high level tyre rack. Its design places the wheels above average bonnet height, so keeping useful space available on the trailer bed. Safety and security of the transported wheels is provided by a unique strap system.




○ **Workbench**
Convert your tyre rack into a usable workbench.

Includes panel station for convenient storage when used as a tyre rack.




○ **Workbench Vice**
Increase the functionality of your workbench with this fundamental piece of workshop equipment.

Stored out of the way when not in use.





○ **Aluminium side storage racks**

Pair (LH and RH) of 3 shelf storage racks for smaller items. 600mm wide x 76mm deep.



○ **Aluminium gas strut assisted lids**

available for front and centre floor storage trays.



○ **Commercial type wheel chocks**

For use with vehicles with higher ground clearance. Fully adjustable, quick release wheel chock system engages directly into the trailer chassis.



○ **Tie-down wheel 'sleeve' straps**

Approved by car manufacturers and race teams alike, these straps hold the vehicle safely and securely without straining the suspension geometry.

Standard on Race Transporter 5 and 6.



○ **Assistor ramps offer ultra-low loading angles.**

Stored just inside the trailer rear door for travel.

○ **High roof option**
Adds an extra 220mm to internal height.

○ **Paper towel dispenser**

○ **Hand wash station**, 2.5 litre, self contained with the ability to hold and maintain warm water.



○ **Wheel options**

New style alloy wheels available in Silver or diamond cut Anthracite. Alloy wheels features BJT centre caps and safety locking wheel bolts.

○ **Body Colour**

Race Transporter range is available in either standard white or optional black bodywork.



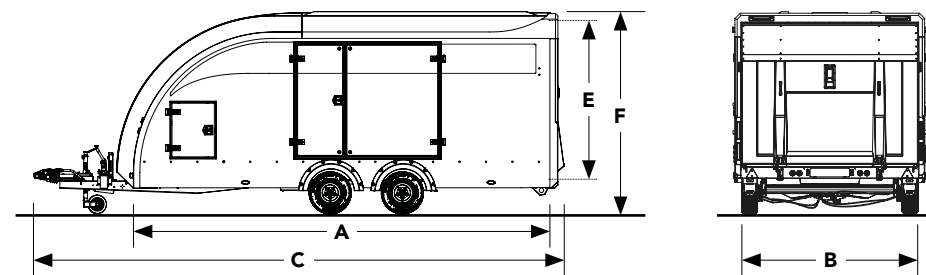
● Standard ○ Optional at extra cost

RACE TRANSPORTER 6

RACE TRANSPORTER

RACE TRANSPORTER 4 & 5

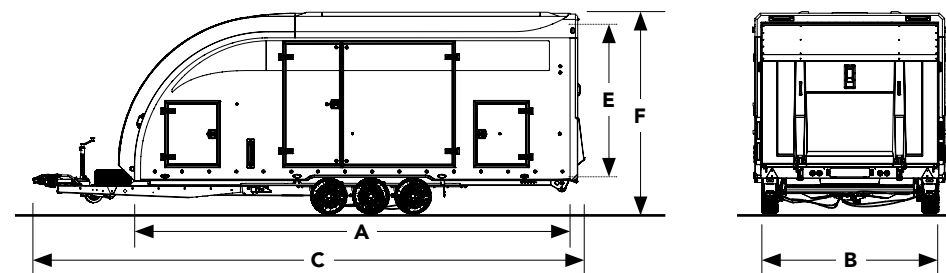
STANDARD EQUIPMENT



MODEL	RACE TRANSPORTER 4		RACE TRANSPORTER 5			
PRODUCT CODE	384-0040	384-0060	385-1070	385-1090	385-1080	385-1100
CAPACITY						
Gross kg	3,000	3,500	3,000	3,500	3,000	3,500
Load kg	1,900	2,260	1,870	2,300	1,830	2,260
Unladen trailer weight kg	1,100	1,240	1,130	1,200	1,170	1,240
DIMENSIONS						
Load bed length m A	5.00	5.50	5.00	5.00	5.50	5.50
Load bed width m B	2.12	2.12	2.12	2.12	2.12	2.12
Overall trailer length m C	6.53	7.03	6.53	6.53	7.03	7.03
Internal height (min aperture) m	1.89	1.89	1.89	1.89	1.89	1.89
Internal height (to roof) m E	1.99	1.99	1.99	1.99	1.99	1.99
Overall trailer height m F	2.50	2.50	2.50	2.50	2.50	2.50
Towball height (loaded, centre of towball) m	0.40	0.40	0.40	0.40	0.40	0.40
OPERATION						
Loading operation	Tiltbed	Tiltbed	Tiltbed	Tiltbed	Tiltbed	Tiltbed
Electric winch plus battery onboard	●	●	●	●	●	●
Cast steel coupling head with integral high security lock	●	●	●	●	●	●
Daylight roof	●	●	●	●	●	●
EXTERIOR						
Full body length black vinyl body stripe package (not available on black body option)	—	—	●	●	●	●
RUNNING GEAR						
Wheel size	12" (155/70)	12" (155/70)	12" (155/70)	12" (155/70)	12" (155/70)	12" (155/70)
Axles	2	2	2	2	2	2
Spare wheel (standard steel wheels)	●	●	●	●	●	●
Heavy duty jockey wheel	●	●	●	●	●	●
DOORS						
Side doors	Gullwing doors (two sides)	Gullwing doors (two sides)	Twin doors (two sides)	Twin doors (two sides)	Twin doors (two sides)	Twin doors (two sides)
Front access hatches	●	●	●	●	●	●
Rear door – aluminium and steel construction with body moulding	●	●	●	●	●	●
WARRANTY						
5 year extended chassis warranty	●	●	●	●	●	●

RACE TRANSPORTER 6

STANDARD EQUIPMENT



MODEL	RACE TRANSPORTER 6				
PRODUCT CODE	386-2010	386-2030	386-2020	386-2040	386-2060
CAPACITY					
Gross kg	3,500	3,500	3,500	3,500	3,500
Load kg	2,140	2,060	2,050	1,970	1,880
Unladen trailer weight kg	1,360	1,440	1,450	1,530	1,620
DIMENSIONS					
Load bed length m A	5.50	5.50	6.00	6.00	6.50
Load bed width m B	2.13	2.35	2.13	2.35	2.35
Overall trailer length m C	7.14	7.14	7.64	7.64	8.15
Internal height (min aperture) m	1.89	1.89	1.89	1.89	1.89
Internal height (to roof) m E	1.99	1.99	1.99	1.99	1.99
Overall trailer height m F	2.64	2.64	2.64	2.64	2.67
Towball height (loaded, centre of towball) m	0.40	0.40	0.40	0.40	0.45
OPERATION					
Loading operation (electric hydraulics – includes built-in battery level indicator/gauge)	●	●	●	●	●
Electric winch plus battery onboard	●	●	●	●	●
Cast steel coupling head with integral high security lock	●	●	●	●	●
Daylight roof	●	●	●	●	●
EXTERIOR					
Full body length black vinyl body stripe package (not available on black body option)	●	●	●	●	●
RUNNING GEAR					
Wheel size	10" (195/55)	10" (195/55)	10" (195/55)	10" (195/55)	13" (195/55)
Axles	3	3	3	3	3
Spare wheel (standard steel wheels)	●	●	●	●	●
Heavy duty jockey wheel	●	●	●	●	●
DOORS					
Side doors	Twin doors (two sides)	Twin doors (two sides)	Twin doors (two sides)	Twin doors (two sides)	Twin doors (two sides)
Front and rear access hatches	●	●	●	●	●
Rear door – aluminium and steel construction with body moulding	●	●	●	●	●
WARRANTY					
5 year extended chassis warranty	●	●	●	●	●

● Standard ○ Optional at extra cost

*Weights stated are approximate and are based on a trailer with no optional extras fitted

RACE TRANSPORTER 4, 5 & 6

OPTION PACKS & OPTIONS

MODEL	RT 4	RT 5	RACE TRANSPORTER 6	
Models	All models	All models	Standard models	386-2060 model
BLACK EDITION				
PACK CONTENTS				
Exterior body colour option – black (includes side panels, roof, nose and rear door)	○	○	○	●
Alloy wheels – (Style B2 colour Anthracite, diamond cut) + safety locking bolts and alloy spare	○	○	○	—
LIGHTING PACK				
PACK CONTENTS				
Full LED trailer lighting	○	●	●	●
LED reverse lights – side mounted (factory fitted – dealer fit kit will incur fitting charge)	○	○	○	○
Rear exterior LED loading lamps – automatically engaged when side lights of vehicle are on and rear door is open	○	○	○	○
Interior LED light strips x 3	○	●	●	●
Interior LED flood light package	○	○	○	○
STORAGE PACK				
PACK CONTENTS				
Pre-galvanised storage tray x2 – central, below bed	○	●	●	●
Hinged aluminium lid x2 + gas strut assistance – for central aluminium storage trays	○	○	○	○
Hinged aluminium lid x2 + gas strut assistance – for front aluminium storage trays	—	—	○	○
Aluminium side storage racks (pair, one each side)	○	○	○	○
MOTORSPORT PACK				
PACK CONTENTS				
Lightweight assistor ramps – ultra low loading facility (pair)	○	○	○	○
Tyre storage and transport rack – high level rack with securing system	○	○	○	○
Work bench (must be ordered with tyre rack)	○	○	○	○
Tie-down straps – red, set of 4 x wheel circumference straps, 3000 DaN/Kg; strap over circumference of each of the vehicle's tyres	○	●	●	●
SAFETY AND SECURITY PACK				
PACK CONTENTS				
Wheel safety kit – torque wrench with 19mm socket and digital tyre pressure gauge	○	○	○	○
Tyre pressure monitoring system by TyrePal (in car monitor with external sensors)	○	○	○	○
Sure-Track – anti theft device. Full time monitoring 24/7. Location of asset + recovery service. Thatcham approved. Sold secure approved. Yearly monitoring fee £90. Year 1 incl.	○	○	○	○
RT6 TECHNOLOGY PACK				
PACK CONTENTS				
Remote control bed tilt function controlled by smartphone app	—	—	○	○
Bluetooth battery indicator	—	—	○	○
Battery charger from mains connection – CTEK technology with quick connect plug	—	—	○	○
Winch radio control system	—	○	○	○

RACE TRANSPORTER 4, 5 & 6

MORE OPTIONAL EQUIPMENT

MODEL	RT 4	RT 5	RACE TRANSPORTER 6	
Models	All models	All models	Standard models	386–2060 model
WHEELS				
Alloy wheels – (colour Silver) + safety locking bolts and steel spare	○	○	○	○
Alloy wheels – (colour Silver) + safety locking bolts and alloy spare	○	○	○	○
Alloy wheels – (colour Anthracite, diamond cut) + safety locking bolts and steel spare	○	○	○	—
Alloy wheels – (colour Anthracite, diamond cut) + safety locking bolts and alloy spare	○	○	○	—
2nd spare wheel – steel	—	—	○	—
2nd spare wheel – alloy (colour Silver)	—	—	○	—
2nd spare wheel – alloy (colour Anthracite, diamond cut)	—	—	○	—
OPERATION				
Adjustable wheel chock – quick release, 55mm high, suitable for cars with low splitters	○	●	●	●
Adjustable wheel chock – quick release (red), commercial car transporter type	○	○	○	○
Move control 4 wheel drive system + radio remote control	—	—	○	○
EXTERIOR				
Extra height – adds 220mm to the internal height of the trailer (not available on 2.13 metre bed width models)	—	—	○	○
Suspension dampers (2 per axle)	○	○	○	○
INTERIOR				
Front store station	○	○	—	—
Front store station – premium	—	○	○	○
Vice (requires tyre rack)	○	○	○	○
Hand wash station with warm water store	○	○	○	○
Paper towel dispenser	○	○	○	○
SECURITY				
Datatag – security identification system	○	○	○	○

RACE TRANSPORTER

QUALITY

Brian James Trailers are manufacturers of class leading trailers, since 1979. When you buy a Brian James Trailer you can be absolutely certain that it is designed and constructed to the highest possible standards. Our engineers combine top-quality craftsmanship with the best materials and first-class presentation. Light but strong, our trailers are crafted to enhance safety, efficiency and durability.

5 Year Extended Chassis Warranty

This Brian James Trailer is provided to you with a standard 1 year non-transferable manufacturers warranty covering the integrity of the chassis, which can be extended to 5 years upon registration.

We warrant that under normal use, outside of accident damage or misuse (meaning driven across unsuitable territory or being overloaded) the chassis will not fatigue or fail to be able to perform its intended duties safely.

Any repair or rectification as a result of a claim under this warranty will be at Brian James Trailers cost and be carried out either at a Brian James Trailers main dealer, or at the factory HQ in Daventry, UK, at the discretion of Brian James Trailers Ltd. A repair may involve removal of the original galvanised surface finish, for which we will not be liable to reinstate to its original state.

Brian James Trailers will not be liable for any consequential loss in connection with a claim on this warranty, including recovery fees or transport to or from the place of final repair.

5 year extended warranty applies to the chassis only. All other components are subject to a standard 1 year warranty, subject to fair wear and tear.

Standards



RACE TRANSPORTER
STYLE, SUBSTANCE, SPACE



* 1 year warranty as standard. Additional 4 year warranty period requires product registration.



RACE TRANSPORTER

BRIAN JAMES TRAILERS

» Connected to you

NOTES

Specifications are subject to change without notice. Illustrations and photography may depict optional equipment.

www.brianjames.co.uk

© BRIAN JAMES TRAILERS LIMITED

Edition RTRANS2020_Q2_1



THE QUEEN'S AWARDS
FOR ENTERPRISE:
INTERNATIONAL TRADE
2018

Brian James Trailers Limited.
Sopwith Way, Drayton Fields Industrial Estate
Daventry, Northampton, NN11 8PB

T + 44 (0)1327 308 833

Brian James Trailers are available by contacting our sales team as well as through an extensive network of official dealers throughout the country.

For more information please call or visit our website.

www.brianjames.co.uk

Dealer information

